


# ROBUS®

## EMERGENCY

### BLADE DUAL TEST EMERGENCY EXIT SIGN



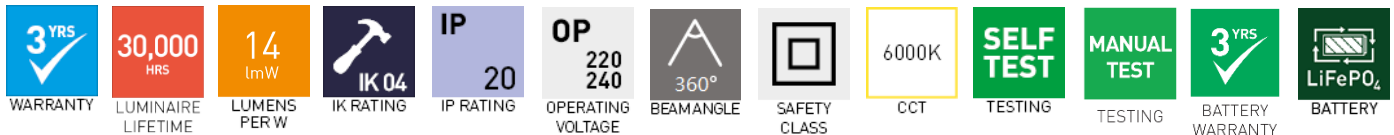
## PRODUCT INFORMATION DOCUMENT

### FEATURES

- Manual or self-test functionality selection using built-in switch
- Maximum viewing distance of 48m
- Exit sign illuminated by 15 LEDs providing even illumination across its surface
- 3 hour emergency duration
- Complete with 6 legends set
- LiFePO4 battery technology provides fast charging and high number of charge/discharge cycles

### CONSTRUCTION

- Powder-coated aluminium LED compartment with ABS main compartment
- PMMA light guide plate



Product Code:	RBL4DT-01
Comparable to:	8W T5 fluorescent
Total Power (W):	2.8
Power Factor:	0.5
Total Light Output (lm):	40
Total Emergency Light Output (lm):	30
Efficacy (lm/cctW):	14
Lux at 1m (lux):	3
Emergency Lux at 1m (lux):	2
CCT (K):	6000
CRI:	70
IP:	20
Operation Temperature (°C):	0 ≤ Ta ≤ +40
Inrush Current:	15A/1ms
RG Value:	0
SDCM:	<6
Pst LM:	NA
SVM:	NA
Energy Class:	NA
Rated Life to L70B50 (Hrs):	30000
Dimensions LxWxH (mm):	342x45x460
Weight (kg):	0.8

### Separate Control Gear Information

Type of Light Source:	LED
Full Load Efficiency (%):	NA
P <sub>NET</sub> (W):	NA
Dimensions (mm):	NA

PLEASE NOTE: INFORMATION IN THIS DOCUMENT MAY BE SUBJECT TO CHANGE WITHOUT PRIOR NOTICE

IRE: TEL: +353 1 709 9000  
 UK: TEL: 0800 973 220  
 AUS: TEL: +61 7 3890 5444  
 NZ: TEL: +64 03 668 5285

WEB: ROB.US.COM  
 WEB: ROB.US.COM  
 WEB: ROB.US.COM.AU  
 WEB: ROB.US.LED.CO.NZ

LED GROUP EUROPE · UK · AUSTRALIA · NEW ZEALAND · ASIA · MIDDLE EAST · AFRICA

### BLADE DUAL TEST EMERGENCY EXIT SIGN

4W, IP20

Cone Illuminance Diagram

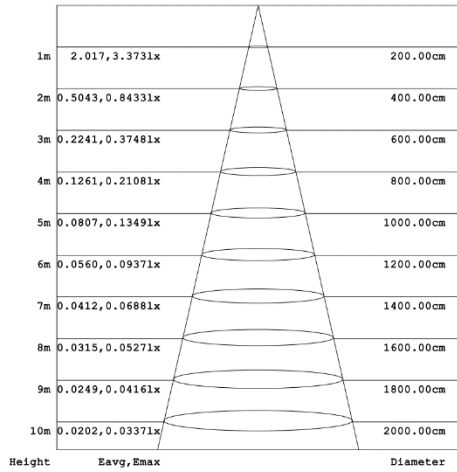
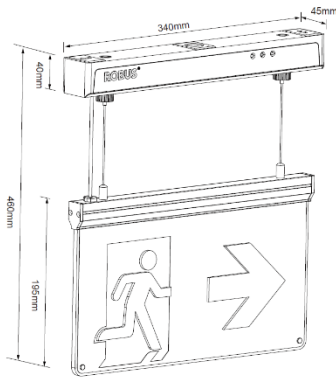


Diagram for RBL4DT-01 in 6000K Other diagrams available on request

Dimension Diagram



Polar Intensity Diagram

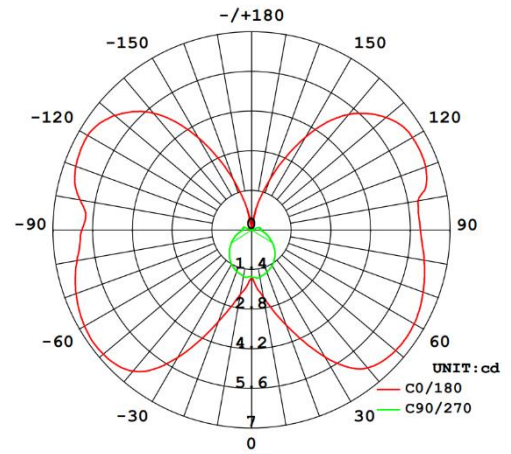


Diagram for RBL 4DT-01 in 6000K Other diagrams available on request

Accessories

NA

PLEASE NOTE: INFORMATION IN THIS DOCUMENT MAY BE SUBJECT TO CHANGE WITHOUT PRIOR NOTICE

IRE: TEL: +353 1 709 9000  
 UK: TEL: 0800 973 220  
 AUS: TEL: +61 7 3890 5444  
 NZ: TEL: +64 03 668 5285

WEB: ROB.US.COM  
 WEB: ROB.US.COM  
 WEB: ROB.US.COM.AU  
 WEB: ROB.US.LED.CO.NZ

LED GROUP EUROPE · UK · AUSTRALIA · NEW ZEALAND · ASIA · MIDDLE EAST · AFRICA